



Club Health Assessment for District 60 A through December 2025

			Status	Membership						Reports				Finance	LCIF	
Club Number	Club Name	Charter Date	Times in Status Quo in Past 2 Years	Current Member Count **	YTD Members Added	YTD Members Dropped	YTD Net Growth% ***	Member Count 1 Year Ago	Dropped Members Avg.Length of Service	Months Since Membership Update	Current Officers Reported ****	Current President Repeated Term	VP Reported *****	Last Date Reported Service (mm/yyyy)	Account Balance	YTD Donations
Clubs more than two years old																
18060	ARIMA	05/24/1967	Active	20	0	4	-16.67%	26	5	0	Y		N	09/2025		\$1,035.00
	Exc Award (06/30/2017, 06/30/2021, 06/30/2022, 06/30/2024)															
53562	ARIMA SANTA ROSA	08/06/1992	Active	33	0	0	0.00%	35		3	Y		N	11/2025		\$50.00
	Exc Award (06/30/2017, 06/30/2021, 06/30/2024)															
59652	BARTICA	06/16/1997	Active	36	0	0	0.00%	36		5	Y		R	12/2025		\$100.00
18037	BEL AIR	01/21/1974	Active	52	0	0	0.00%	52		6	Y		N	12/2025		\$662.00
	Exc Award (06/30/2021, 06/30/2022, 06/30/2023)															
18040	CENTRAL DEMERARA L C	02/05/1968	Active	34	0	0	0.00%	32		8	Y		N	12/2025		\$1,180.00
	Exc Award (06/30/2021, 06/30/2024)															
49643	CHAGUANAS	06/20/1989	Active	15	0	0	0.00%	15		2	Y		R	12/2025		\$1,000.00
	Exc Award (06/30/2023)															
33345	COMMEWYNE	02/18/1977	Active	32	0	1	-3.03%	30	20	3	Y		N	11/2025		\$1,270.00
	Exc Award (06/30/2020, 06/30/2024, 06/30/2025)															
50707	COUVA	06/15/1990	Active	21	0	5	-19.23%	25	8	0	Y		N	12/2025		\$150.00
	Exc Award (06/30/2021, 06/30/2022)															
131515	D'Abadie	06/27/2017	Active	16	0	1	-5.88%	15	1	3	Y		N	12/2025		\$430.00
	Exc Award (06/30/2021, 06/30/2024)															
82702	DEMERARA LIONESS	06/24/2004	Active	50	0	0	0.00%	51		7	Y		N	10/2025		\$240.00
	Exc Award (06/30/2020, 06/30/2023)															
110324	DIAMOND GROVE	02/07/2011	Active	32	0	0	0.00%	26		2	Y	2	N	10/2025		\$280.00
	Exc Award (06/30/2020, 06/30/2024)															
18055	DIEGO MARTIN WEST	06/08/1973	Active	33	0	2	-5.71%	36	3	0	N	None	N	12/2025		\$750.00
	Exc Award (06/30/2017, 06/30/2020, 06/30/2023, 06/30/2024)															
35767	EAST CANJE	06/22/1978	Active(2)	14	0	0	0.00%	10		2	Y			07/2025		\$50.00
18042	EAST DEMERARA L C	01/13/1971	Active	28	0	0	0.00%	24		1	Y		N	11/2025		\$350.00
	Exc Award (06/30/2023, 06/30/2025)															
121791	El Dorado East	05/27/2014	Active	25	0	0	0.00%	16		7	Y	2	R	12/2025		\$100.00
	Exc Award (06/30/2025)															




Club Health Assessment for District 60 A through December 2025

			Status	Membership						Reports				Finance	LCIF	
Club Number	Club Name	Charter Date	Times in Status Quo in Past 2 Years	Current Member Count **	YTD Members Added	YTD Members Dropped	YTD Net Growth% ***	Member Count 1 Year Ago	Dropped Members Avg.Length of Service	Months Since Membership Update	Current Officers Reported ****	Current President Repeated Term	VP Reported *****	Last Date Reported Service (mm/yyyy)	Account Balance	YTD Donations
52095	ESSEQUIBO COAST ESSEQUIBO RIVE Exc Award (06/30/2024, 06/30/2025)	10/23/1991	Active	21	0	2	-8.70%	20	1	1	Y		N	11/2025	90+ Days	
18044	GEORGETOWN Exc Award (06/30/2020, 06/30/2021, 06/30/2023, 06/30/2024, 06/30/2025)	08/23/1960	Active	42	0	5	-10.64%	43	4	0	Y		N	12/2025		\$895.00
55119	GEORGETOWN D'URBAN PARK Exc Award (06/30/2017, 06/30/2020, 06/30/2021, 06/30/2022, 06/30/2023)	12/14/1993	Active	95	0	4	-4.04%	100	12	0	Y		N	12/2025		\$5,235.00
66720	GEORGETOWN STABROEK Exc Award (06/30/2021, 06/30/2024)	10/24/2002	Active	31	0	0	0.00%	31		3	Y		N	07/2025		\$150.00
60088	KWAKWANI UPPER RIO BERBICE	11/12/1997	Cancelled(8*)	0	0	21	-100.00%	16	14	8	N	None		10/2024		
52422	KWATTA Exc Award (06/30/2016, 06/30/2020, 06/30/2024)	01/22/1992	Active	30	2	2	0.00%	30	8	0	Y		N	11/2025		\$120.00
37589	MAYARO Exc Award (06/30/2020, 06/30/2022, 06/30/2024)	10/15/1979	Active	28	3	2	3.70%	26	12	1	Y	2	R	11/2025		\$262.00
18038	NEW AMSTERDAM Exc Award (06/30/2021, 06/30/2024)	10/23/1961	Active	23	0	1	-4.17%	25	5	3	Y		N	10/2025		\$815.00
18050	NIEUW NICKERIE	09/04/1960	Active(1)	19	0	0	0.00%	21		1	Y		N	01/2025		\$100.00
18054	PARA Exc Award (06/30/2023)	08/15/1960	Active	36	3	1	5.88%	31	38	0	Y		N	09/2025		\$20.00
18051	PARAMARIBO CENTRAL Exc Award (06/30/2021, 06/30/2024, 06/30/2025)	05/08/1957	Active	29	0	0	0.00%	29		2	Y	2	N	12/2025	\$1,070.00	
130705	Paramaribo East Exc Award (06/30/2020, 06/30/2022, 06/30/2023, 06/30/2024)	04/20/2017	Active	30	0	1	-3.23%	31	1	1	Y		N	11/2025	\$400.00	
53717	PARAMARIBO FELICE Exc Award (06/30/2021)	09/30/1992	Active	26	2	0	8.33%	24		0	Y		N	11/2025	\$50.00	
135990	Paramaribo Focus	07/23/2018	Active	20	1	0	5.26%	20		1	Y		N	11/2025	\$120.00	
18052	PARAMARIBO NORTH Exc Award (06/30/2019, 06/30/2020, 06/30/2021, 06/30/2024)	08/31/1960	Active	31	0	0	0.00%	30		8	Y		N	10/2025	\$1,440.00	




Club Health Assessment for District 60 A through December 2025

			Status	Membership						Reports				Finance	LCIF	
Club Number	Club Name	Charter Date	Times in Status Quo in Past 2 Years	Current Member Count **	YTD Members Added	YTD Members Dropped	YTD Net Growth% ***	Member Count 1 Year Ago	Dropped Members Avg.Length of Service	Months Since Membership Update	Current Officers Reported ****	Current President Repeated Term	VP Reported *****	Last Date Reported Service (mm/yyyy)	Account Balance	YTD Donations
18053	PARAMARIBO SOUTH	03/25/1970	Active	29	0	1	-3.33%	28	16	4	Y		R	08/2025	90+ Days	
30601	PARAMARIBO WEST	04/10/1975	Active	28	0	2	-6.67%	30	18	3	Y		N	11/2025		\$300.00
Exc Award (06/30/2021, 06/30/2025)																
53619	PARAMARIBOREADY	08/15/1992	Active	28	0	0	0.00%	29		6	Y		N	12/2025		\$100.00
Exc Award (06/30/2017, 06/30/2021)																
45900	PARAMARIBO-WANICA PARWANI	03/17/1986	Active	52	0	0	0.00%	50		1	Y		N	11/2025		\$1,820.00
Exc Award (06/30/2018, 06/30/2020, 06/30/2023)																
18061	PORT OF SPAIN CENTRAL	05/22/1962	Active	31	1	4	-8.82%	32	8	4	N		N	11/2025		\$60.00
Exc Award (06/30/2017, 06/30/2020)																
33859	PORT OF SPAIN EAST	05/23/1977	Active	26	0	1	-3.70%	28	3	0	Y		N	12/2025		\$313.00
Exc Award (06/30/2020, 06/30/2021)																
32370	PORT OF SPAIN NORTH	06/08/1976	Active	42	0	0	0.00%	47		5	Y	2	N	10/2025		\$1,200.00
Exc Award (06/30/2020, 06/30/2021, 06/30/2024)																
53475	PORT OF SPAIN SUCCESS LAVENTIL	07/01/1992	Active	37	0	0	0.00%	33		3	Y		N	11/2025		\$1,935.00
Exc Award (06/30/2021, 06/30/2022, 06/30/2023)																
133977	Princes Town Central	03/13/2018	Active	26	1	2	-3.70%	26	4	0	Y		R	12/2025	\$100.00	
Exc Award (06/30/2021)																
18046	RUIMVELDT L C	12/12/1973	Active	31	0	2	-6.06%	37	24	3	Y	2	N	12/2025	\$1,544.85	
Exc Award (06/30/2020, 06/30/2023)																
18062	SAN FERNANDO	06/28/1964	Active	33	1	1	0.00%	34	2	2	Y	2	R	11/2025		
Exc Award (06/30/2020, 06/30/2021)																
53620	SAN FERNANDO LES EFFORTS	08/04/1992	Active	25	0	2	-7.41%	27	20	1	Y	2	R	12/2025	\$35.00	
Exc Award (06/30/2016, 06/30/2017, 06/30/2020)																
40245	SAN JUAN BARATARIA	07/10/1981	Active	28	10	2	40.00%	22	8	1	Y		N	12/2025		
Exc Award (06/30/2020, 06/30/2022)																
42554	SANGRE GRANDE	04/27/1983	Active	18	0	0	0.00%	18		7	Y		N	12/2024		
Exc Award (06/30/2024)																
46544	SANTA CRUZ	09/24/1986	Active	19	0	0	0.00%	15		5	Y		N	10/2025	\$755.00	
56328	SCARBOROUGH UPPER	12/14/1994	Active	31	0	0	0.00%	29		6	Y	2	R	11/2025	\$329.90	
Exc Award (06/30/2025)																



Club Health Assessment for District 60 A through December 2025

			Status	Membership						Reports				Finance	LCIF	
Club Number	Club Name	Charter Date	Times in Status Quo in Past 2 Years	Current Member Count **	YTD Members Added	YTD Members Dropped	YTD Net Growth% ***	Member Count 1 Year Ago	Dropped Members Avg.Length of Service	Months Since Membership Update	Current Officers Reported ****	Current President Repeated Term	VP Reported *****	Last Date Reported Service (mm/yyyy)	Account Balance	YTD Donations
39360	SEAFRONT L C	01/30/1981	Active	31	0	0	0.00%	31		5	Y		N	12/2025		
	Exc Award (06/30/2021, 06/30/2022, 06/30/2023)															
33344	SOUTH GEORGETOWN L C	02/25/1977	Active(1)	24	0	2	-7.69%	26	24	0	Y		N	11/2024		\$1,100.00
	Exc Award (06/30/2023)															
18057	ST PATRICK EAST	07/20/1968	Active(1)	26	5	2	13.04%	27	5	3	Y		R	11/2025		
	Exc Award (06/30/2023)															
51067	TRINCITY	11/14/1990	Active	29	0	0	0.00%	30		5	Y		N	05/2025		
	Exc Award (06/30/2021)															
18059	TRINIDAD CENTRAL L C	03/04/1966	Active	20	0	0	0.00%	18		1	Y		N	10/2025		
	Exc Award (06/30/2023)															
53048	TUNAPUNA	05/01/1992	Active	23	0	1	-4.17%	24	9	0	Y		N	10/2025		\$50.00
	Exc Award (06/30/2017, 06/30/2021, 06/30/2022)															
134578	Wanica	04/30/2018	Active	24	3	0	14.29%	21		5	Y		N	09/2025		\$450.00
	Exc Award (06/30/2023, 06/30/2024)															
18048	WEST DEMERARA L C	06/15/1970	Active	20	0	2	-9.09%	22	14	1	Y			11/2024		\$70.00

Clubs Cancelled Previous Fiscal Year – Clubs Cancelled within last 12 months may be reinstated

Club Number	Club Name	Charter Date	Current Status*	Cancellation Date
18041	CORRIVERTON	04/05/1963	Cancelled(8*)	06/29/2025

Current Total Clubs Count	YTD New Clubs Count	YTD Cancelled Clubs Count	YTD Net Club Gain	Current Total Members Count	YTD Add	YTD Drop	YTD Net Growth	YTD Net Growth %	Member Count 12 Months Ago	Average Member Count Per Club	% of Clubs with less than 20 members	% No Officer Report in 12 Months	% of Clubs with balance 90+ days	Number of Clubs in Status Quo	% Status Quo Clubs in Financial Suspension	Number of Cancelled Clubs	Average Cancelled Club Age	Members Lost Due to Cancellation	% of Clubs Cancelled for Non-Financial Reasons
53	0	1	-1	1,583	32	76	-44	-2.70%	1,590	30	11%	0%	2%	0	0%	1	90	21	-100%

* - P - Priority Club. Cancellation Reasons: 1-Objectives/conduct, 2-Non-active club, 5-Non-existing club, 6-Disbanding, 7-Merger, 8-Financial Suspension, 9-District/Multiple District Dues.

** Red denotes below 15 active members.

*** Red denotes 20% + loss.

**** Y - all 3 (President, Secretary, Treasurer) club officers reported, N - not all 3 reported.

***** Abbreviation: N-New, IP-Immediate Past, R-Repeat.



Club Health Assessment for District 60 B through December 2025

			Status	Membership						Reports				Finance	LCIF	
Club Number	Club Name	Charter Date	Times in Status Quo in Past 2 Years	Current Member Count **	YTD Members Added	YTD Members Dropped	YTD Net Growth% ***	Member Count 1 Year Ago	Dropped Members Avg.Length of Service	Months Since Membership Update	Current Officers Reported ****	Current President Repeated Term	VP Reported *****	Last Date Reported Service (mm/yyyy)	Account Balance	YTD Donations
Clubs less than two years old																
181802	Queen City Nevis	04/17/2025	Active	22	0	5	-18.52%	0	0	3	Y	2	N	09/2025		
Clubs more than two years old																
40639	ANGUILLA	12/01/1981	Active	21	0	0	0.00%	19		7	Y	2	R	12/2025		
18070	ANTIGUA L C	10/14/1968	Active	66	0	6	-8.33%	72	3	0	Y		N	11/2025		\$100.00
	Exc Award (06/30/2017, 06/30/2018)															
37064	BARBADOS CENTRAL L C	05/15/1979	Active	40	2	3	-2.44%	40	16	0	Y		N	11/2025		\$1,000.00
	Exc Award (06/30/2018, 06/30/2022)															
48106	BARBADOS EAST	02/04/1988	Active	32	0	1	-3.03%	33	1	0	Y		N	11/2025		\$300.00
	Exc Award (06/30/2024)															
28109	BARBADOS NORTH	03/11/1974	Active	35	1	0	2.94%	35		2	Y		N	11/2025		
150357	Barbados Roaring Virtual	04/07/2022	Active	43	0	5	-10.42%	42	4	0	Y		N	09/2025		
31353	BARBADOS SOUTH	11/05/1975	Active	31	0	0	0.00%	31		15	Y		N	11/2025		\$1,000.00
18063	BRIDGETOWN	09/28/1961	Active	46	0	0	0.00%	48		6	Y		N	12/2025		
	Exc Award (06/30/2017, 06/30/2022)															
18069	CASTRIES L C	06/24/1967	Active	25	1	6	-16.67%	30	5	0	Y	2	N	12/2025		\$1,362.00
	Exc Award (06/30/2021)															
45373	CAYMAN BRAC	09/10/1985	Active	32	0	4	-11.11%	36	4	0	Y		R	07/2025		
	Exc Award (06/30/2022, 06/30/2023, 06/30/2024)															
14371	CHARLOTTE AMALIE ST THOMAS L C	02/23/1967	Active	42	0	0	0.00%	38		5	Y		R	12/2025		\$400.00
53845	CHRIST CHURCH WEST	11/25/1992	Active	18	0	0	0.00%	18		17	Y	2	N	11/2025		
	Exc Award (06/30/2020, 06/30/2022, 06/30/2023)															
18032	CLARENDON	10/27/1970	Active	41	0	0	0.00%	44		5	Y		N	10/2024		
18068	DOMINICA L C	03/15/1968	Active	25	0	0	0.00%	26		2	Y		R	10/2025		\$200.00
	Exc Award (06/30/2022)															
55873	FREDERIKSTED TWIN CITY	06/23/1994	Active	18	0	0	0.00%	18		9	Y		R	05/2025	90+ Days	
18031	GRAND CAYMAN	10/06/1972	Active	106	2	1	0.95%	105	0	2	Y		N	11/2025		\$658.10
	Exc Award (06/30/2017, 06/30/2023, 06/30/2024)															




Club Health Assessment for District 60 B through December 2025

INTERNATIONAL

			Status	Membership						Reports				Finance		LCIF
Club Number	Club Name	Charter Date	Times in Status Quo in Past 2 Years	Current Member Count **	YTD Members Added	YTD Members Dropped	YTD Net Growth% ***	Member Count 1 Year Ago	Dropped Members Avg.Length of Service	Months Since Membership Update	Current Officers Reported ****	Current President Repeated Term	VP Reported *****	Last Date Reported Service (mm/yyyy)	Account Balance	YTD Donations
54355	GRAND CAYMAN TROPICAL GARDENS Exc Award (06/30/2017, 06/30/2021, 06/30/2022, 06/30/2023)	04/16/1993	Active	64	1	5	-5.88%	65	3	0	Y		N	12/2025		\$4,515.47
52201	GROS ISLET	12/03/1991	Active	24	0	1	-4.00%	25	5	1	Y			09/2025		\$500.00
18033	KINGSTON Exc Award (06/30/2023)	02/22/1965	Active	42	0	3	-6.67%	45	20	0	Y	2	N	12/2025		
51356	KINGSTON DOWNTOWN Exc Award (06/30/2021, 06/30/2022, 06/30/2023, 06/30/2024)	02/26/1991	Active	31	0	0	0.00%	29		5	Y		N	12/2025		\$20.00
55810	KINGSTON MONA Exc Award (06/30/2023)	06/08/1994	Active	50	3	6	-5.66%	52	6	0	Y		N	10/2025		
52752	KINGSTON NEW KINGSTON Exc Award (06/30/2017, 06/30/2022, 06/30/2024)	03/27/1992	Active	55	0	7	-11.29%	58	14	0	Y		N	11/2025		\$345.00
53504	KINGSTOWN-SVG L C	07/20/1992	Active	38	0	0	0.00%	39		6	Y		N	12/2025		\$337.00
30535	MANDEVILLE	04/08/1975	Active	57	0	0	0.00%	55		1	Y		N	12/2025		\$970.00
56644	MICOUD	03/13/1995	Active	17	0	1	-5.56%	17	9	0	Y		N	10/2025		
18034	MONTEGO BAY Exc Award (06/30/2025)	09/11/1968	Active	31	5	1	14.81%	25	57	2	Y		N	12/2025		
18035	NORTH ST CATHERINE	04/15/1969	Active(2)	31	0	1	-3.13%	35	56	4	Y			10/2025		\$240.00
29640	OLD HARBOUR	07/15/1974	Active	25	0	0	0.00%	25		8	Y		N	10/2024		\$50.00
101854	PORT ANTONIO Exc Award (06/30/2022)	04/16/2008	Active	30	1	0	3.45%	27		2	Y		N	12/2025		\$100.00
35587	PORTMORE Exc Award (06/30/2016, 06/30/2018, 06/30/2023)	05/08/1978	Active	31	0	0	0.00%	31		7	Y		N	11/2025		
30163	PORUS	01/31/1975	Active	17	0	0	0.00%	18		4	Y		N	11/2025		\$100.00
34109	SABA L C Exc Award (06/30/2022, 06/30/2023)	06/06/1977	Active	26	0	3	-10.34%	29	25	3	Y		N	12/2025		\$120.00
18036	SAVANNA-LA-MAR	04/09/1973	Active(1)	12	0	0	0.00%	11		8	Y		N	09/2025		
52356	SCOTLAND DISTRICT Exc Award (06/30/2018, 06/30/2020, 06/30/2022)	12/23/1991	Active(1)	29	0	0	0.00%	29		4	Y		N	11/2025		\$2,000.00



Club Health Assessment for District 60 B through December 2025

			Status	Membership						Reports				Finance	LCIF	
Club Number	Club Name	Charter Date	Times in Status Quo in Past 2 Years	Current Member Count **	YTD Members Added	YTD Members Dropped	YTD Net Growth% ***	Member Count 1 Year Ago	Dropped Members Avg.Length of Service	Months Since Membership Update	Current Officers Reported ****	Current President Repeated Term	VP Reported *****	Last Date Reported Service (mm/yyyy)	Account Balance	YTD Donations
15806	SINT MAARTEN	12/12/1970	Active	51	0	0	0.00%	53		6	Y		N	11/2025		\$900.00
Exc Award (06/30/2017, 06/30/2021, 06/30/2022)																
43367	SOUFRIERE PITONS	01/16/1984	Active	19	0	0	0.00%	20		7	Y		N	12/2025		
Exc Award (06/30/2023)																
57626	SOUTH CENTRAL ST CATHERINE	12/11/1995	Active(1)	28	3	0	12.00%	23		3	Y		N	09/2025		
Exc Award (06/30/2023)																
30110	SPANISH TOWN	01/14/1975	Active	23	0	0	0.00%	25		6	Y		R	12/2025		
Exc Award (06/30/2024)																
30731	ST ANDREW	05/27/1975	Active	52	0	2	-3.70%	54	2	0	Y		N	12/2025		
Exc Award (06/30/2020, 06/30/2022, 06/30/2024)																
52518	ST ANDREW CENTRAL	02/12/1992	Active	43	0	0	0.00%	43		5	Y		R	12/2025		
Exc Award (06/30/2016, 06/30/2018, 06/30/2025)																
18065	ST ANDREW'S	08/25/1971	Active(1)	26	0	0	0.00%	28		6	Y	2	N	11/2025	90+ Days	\$50.00
53363	ST CATHERINE CENTRAL	06/19/1992	Active	14	0	0	0.00%	15		7	Y		R	11/2025		\$100.00
14369	ST CROIX L C	11/01/1966	Active	13	0	1	-7.14%	15	34	0	Y	2	R	10/2025		
51668	ST ELIZABETH SOUTH	05/28/1991	Status Quo(1)	13	0	0	0.00%	13		22	N	None		07/2024	90+ Days	
36332	ST EUSTATIUS ISLAND	12/13/1978	Active	24	4	0	20.00%	21		1	Y	3	R	11/2025		
18064	ST GEORGE'S	04/03/1965	Active	47	9	1	20.51%	39	17	0	Y		N	12/2025		\$200.00
Exc Award (06/30/2018, 06/30/2022, 06/30/2025)																
53533	ST JAMES	07/23/1992	Active	12	0	1	-7.69%	17	44	2	Y		N	09/2025		
135213	St John	06/20/2018	Active	25	0	2	-7.41%	27	5	0	N		N	12/2025		\$117.00
37905	ST KITTS L C	12/04/1979	Active	53	0	1	-1.85%	34	33	4	Y		N	10/2025		\$50.00
Exc Award (06/30/2025)																
53364	ST MICHAEL	06/23/1992	Active	36	0	0	0.00%	35		4	Y		N	10/2025		\$1,240.00
Exc Award (06/30/2023)																
30732	ST THOMAS	05/22/1975	Active	29	0	0	0.00%	29		3	Y		N	11/2025		
52988	ST THOMAS EAST END	04/27/1992	Active	16	0	0	0.00%	16		14	Y	2	R	08/2025		\$600.00
42665	ST THOMAS EAST ST THOMAS	05/31/1983	Active	18	0	0	0.00%	18		1	Y	2	N	12/2024		\$30.00



Club Health Assessment for District 60 B through December 2025

						Status				Membership				Reports				Finance		LCIF
						Times in Status Quo in Past 2 Years	Current Member Count **	YTD Members Added	YTD Members Dropped	YTD Net Growth***	Member Count 1 Year Ago	Dropped Members Avg.Length of Service	Months Since Membership Update	Current Officers Reported ****	Current President Repeated Term	VP Reported *****	Last Date Reported Service (mm/yyyy)	Account Balance	YTD Donations	
36136	ST VINCENT SOUTH L C					10/09/1978	Active	24	0	2	-7.69%	32	17	1	Y		N	12/2025	90+ Days	\$200.00
Exc Award (06/30/2023)																				
18066	TORTOLA					04/27/1972	Active	61	2	7	-7.58%	71	5	0	Y			12/2025		\$150.00
Exc Award (06/30/2022, 06/30/2023, 06/30/2024)																				
64432	UNION ISLAND					06/06/2001	Status Quo(1)	21	0	0	0.00%	21		18	N		None	07/2024		
53320	VALLEY SOUND					06/15/1992	Active	29	0	0	0.00%	31		5	Y		N	11/2025		\$270.00
Exc Award (06/30/2021, 06/30/2022, 06/30/2023)																				
29297	VIEUX FORT					05/09/1974	Active(2)	29	0	0	0.00%	30		6	Y		2	R	01/2025	\$100.00
Current Total Clubs Count	YTD New Clubs Count	YTD Cancelled Clubs Count	YTD Net Club Gain	Current Total Members Count	YTD Add	YTD Drop	YTD Net Growth	YTD Net Growth %	Member Count 12 Months Ago	Average Member Count Per Club	% of Clubs with less than 20 members	% No Officer Report in 12 Months	% of Clubs with balance 90+ days	Number of Clubs in Status Quo	% Status Quo Clubs in Financial Suspension	Number of Cancelled Clubs	Average Cancelled Club Age	Members Lost Due to Cancellation	% of Clubs Cancelled for Non-Financial Reasons	
59	0	0	0	1,959	34	76	-42	-2.10%	1,960	33	20%	3%	7%	2	0%	0	0	0	0%	

* - P - Priority Club. Cancellation Reasons: 1-Objectives/conduct, 2-Non-active club, 5-Non-existing club, 6-Disbanding, 7-Merger, 8-Financial Suspension, 9-District/Multiple District Dues.

** Red denotes below 15 active members.

*** Red denotes 20% + loss.

**** Y - all 3 (President, Secretary, Treasurer) club officers reported, N - not all 3 reported.

***** Abbreviation: N-New, IP-Immediate Past, R-Repeat.